

Signify Classified - Internal
Cooper Lighting Solutions Photometric Lab
1121 Highway 74 South
Peachtree City, GA 30269



Scaled data based on original data using
LM-79-08 Approved Method: Electrical and Photometric Measurements of Solid-
State Lighting Products

Test Report Prepared for
Cooper Lighting Solutions
(formerly Eaton)

Brand: McGRAW-EDISON

Report Number: P438449

Luminaire Tested: **IST-SA1C-830-U-SL4-HSS**

Issue Date: 12/10/2020

Test Information

Test Method: LM-79-08
Report Number: P438449
TEST IS SCALED FROM IESNA LM-79-08 TEST DATA (G3-2011-074-19)
Test Lab: INNOVATION CENTER
Issue Date: 12/10/2020
Manufacturer: COOPER LIGHTING SOLUTIONS (FORMERLY EATON)
Product Line: McGRAW-EDISON
Catalog Number: IST-SA1C-830-U-SL4-HSS
Description: IMPACT ELITE LED TRAPEZOID LUMINAIRE
(1) 80 CRI, 3000K, 615mA LIGHTSQUARE WITH 16 LEDS AND TYPE IV SPILL LIGHT
ELIMINATOR OPTICS WITH HOUSE SIDE SHIELD
Light Source: -
Ballast/Driver: ELECTRONIC DRIVER

Summary

Lumens per Lamp: N/A
Luminaire Lumens: 2936 lumens
Efficiency: N/A
Efficacy: 85.8 lumens/watt
Luminous Opening: Rectangular (W 0.5' x L: 0.5' x H: 0')
IES Classification: Type IV - Short
BUG Rating: B0 - U0 - G1

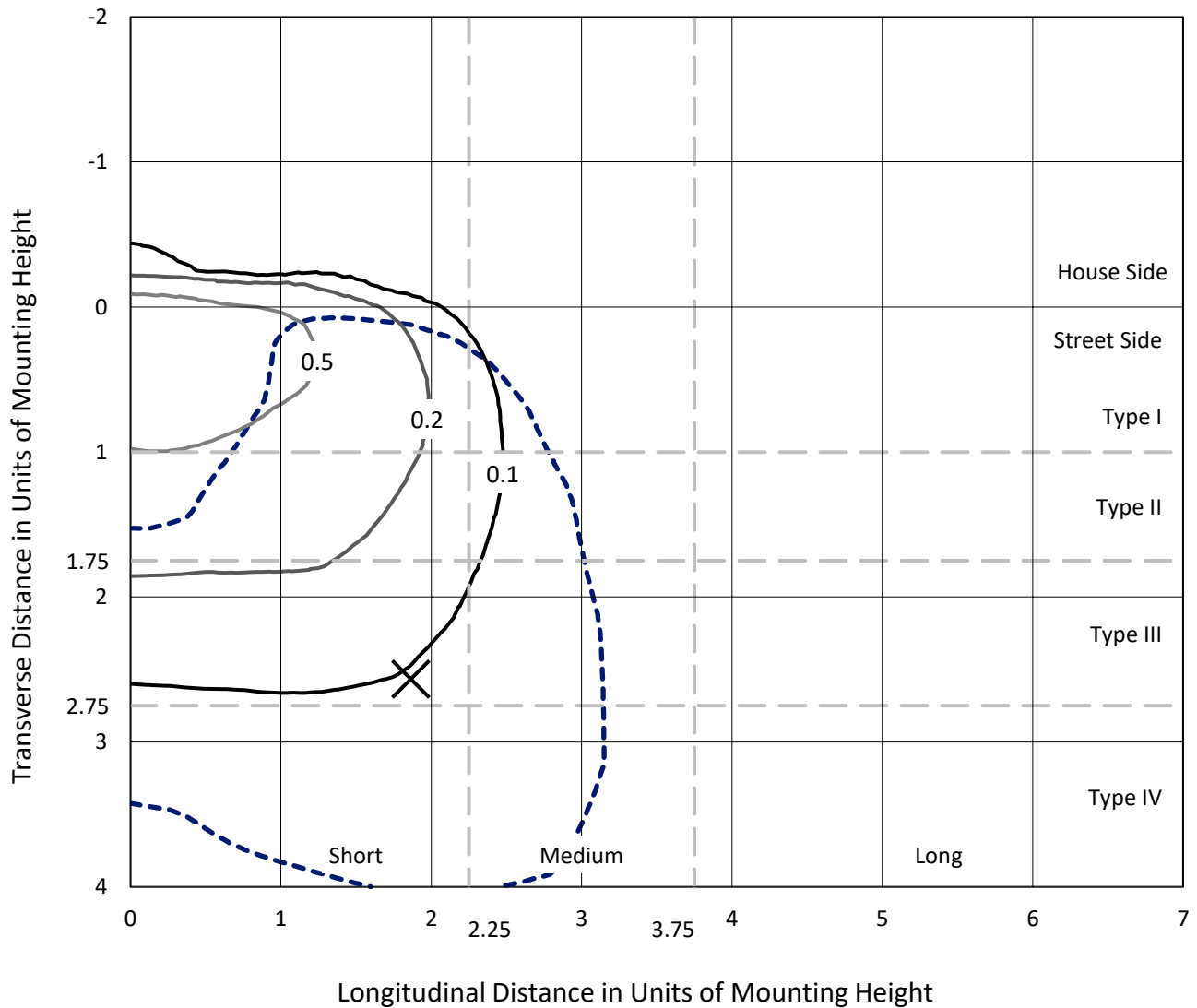
Input Watts (W): 34.2
Input Voltage (V): NR
Input Current (Ain): NR
Voltage Rise (V): NR
Power Factor: NR
Total Harmonic Distortion (THDi): NR
Frequency (hertz): 60
Stabilization Time: NR
Operation Time: NR
Ambient Temperature (°C): NR
Test Distance: 28.75 FT



REPORT NUMBER: P438449
 CATALOG NUMBER: IST-SA1C-830-U-SL4-HSS

Iso-Footcandle Lines of Horizontal Illumination

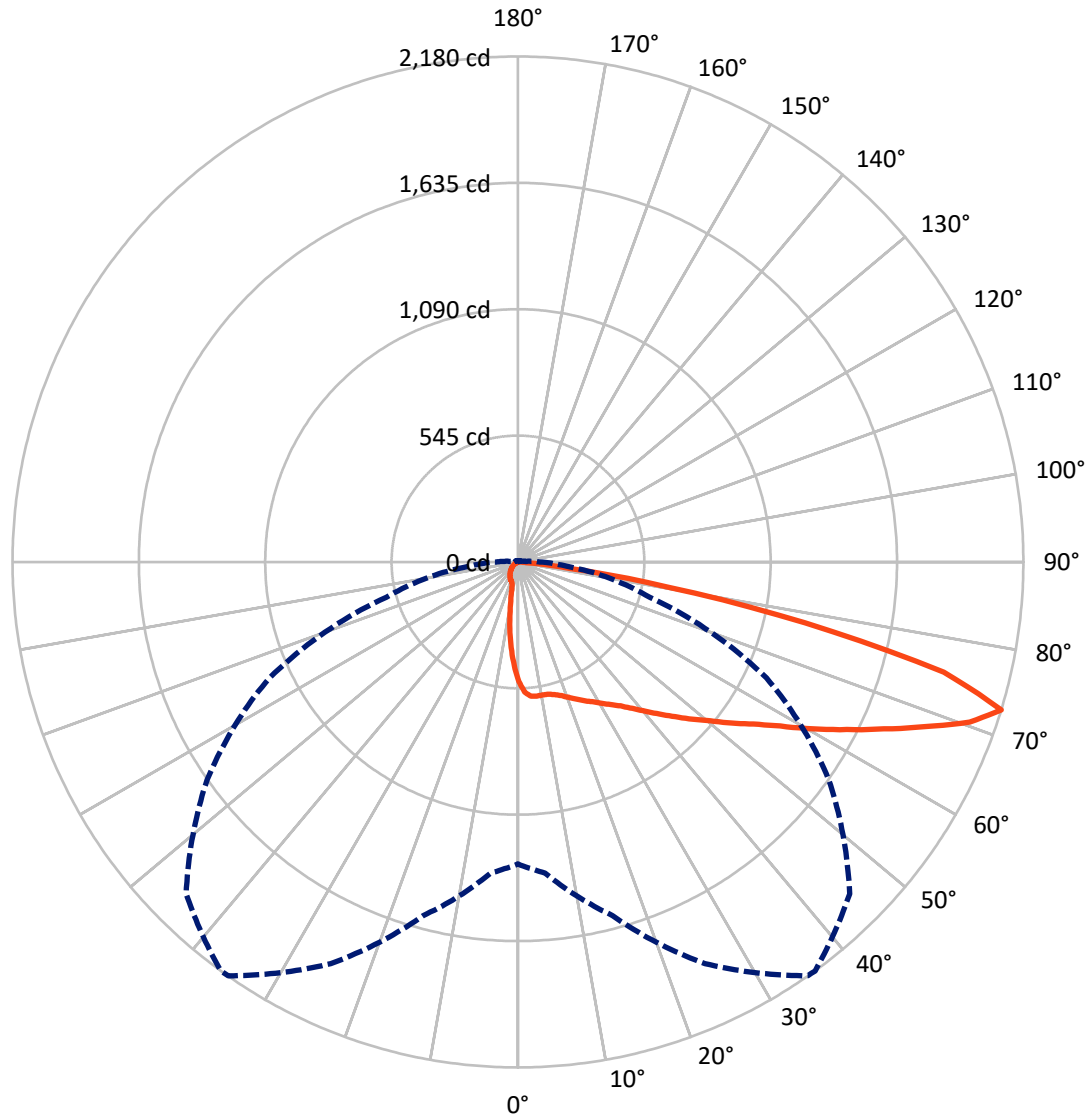
✕ Max cd
 - - - 1/2 Max cd



Based on 25 foot mounting height. Maximum calculated value = 0.9 fc
 Type IV - Short - N/A

REPORT NUMBER: P438449
CATALOG NUMBER: IST-SA1C-830-U-SL4-HSS

Luminous Intensity Polar Plot



— Vertical Plane Through 36-Deg Lateral - - - Horizontal Cone Through 72.5-Deg Vertical

REPORT NUMBER: P438449

CATALOG NUMBER: IST-SA1C-830-U-SL4-HSS

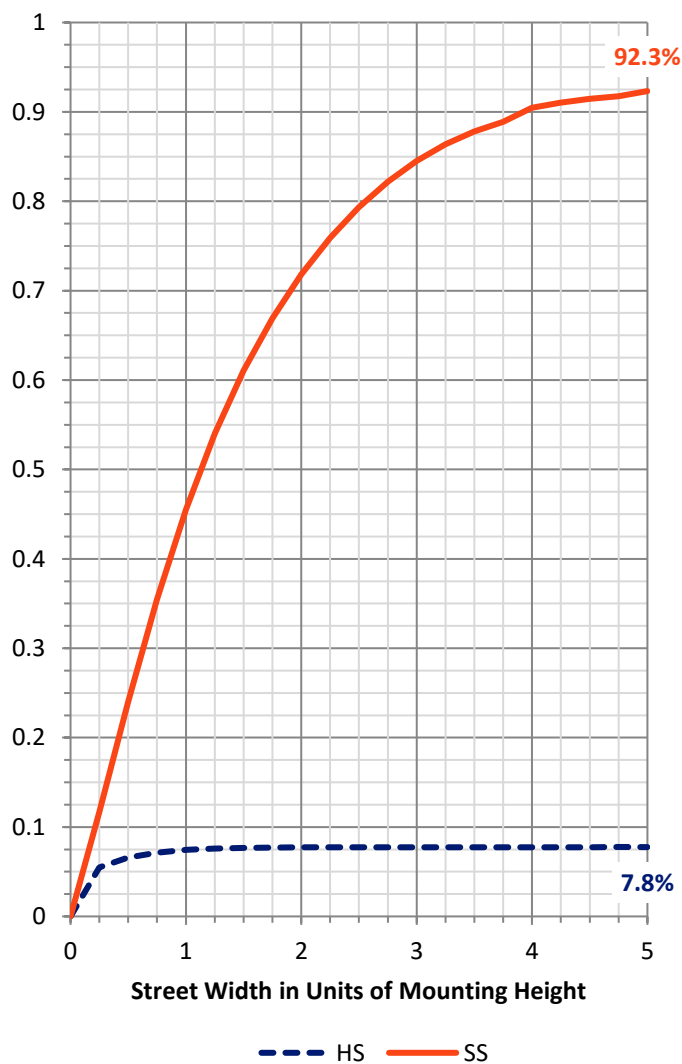
FLUX DISTRIBUTION:

		Downward	Upward	Total
House Side	Lumens	229.1	0.0	229.1
	% Fixture	7.8	0.0	7.8
Street Side	Lumens	2706.9	0.0	2706.9
	% Fixture	92.2	0.0	92.2
Total	Lumens	2936.0	0.0	2936.0
	% Fixture	100.0	0.0	100.0

ZONAL LUMENS:

Zone	Lumens	% Fixture
0°-10°	44.0	1.5
10°-20°	110.5	3.8
20°-30°	180.5	6.1
30°-40°	274.5	9.3
40°-50°	419.7	14.3
50°-60°	596.8	20.3
60°-70°	756.9	25.8
70°-80°	518.2	17.7
80°-90°	34.7	1.2
90°-100°	0.0	0.0
100°-110°	0.0	0.0
110°-120°	0.0	0.0
120°-130°	0.0	0.0
130°-140°	0.0	0.0
140°-150°	0.0	0.0
150°-160°	0.0	0.0
160°-170°	0.0	0.0
170°-180°	0.0	0.0
0°-90°	2936.0	100.0
0°-180°	2936.0	100.0

Coefficient of Utilization



REPORT NUMBER: P438449

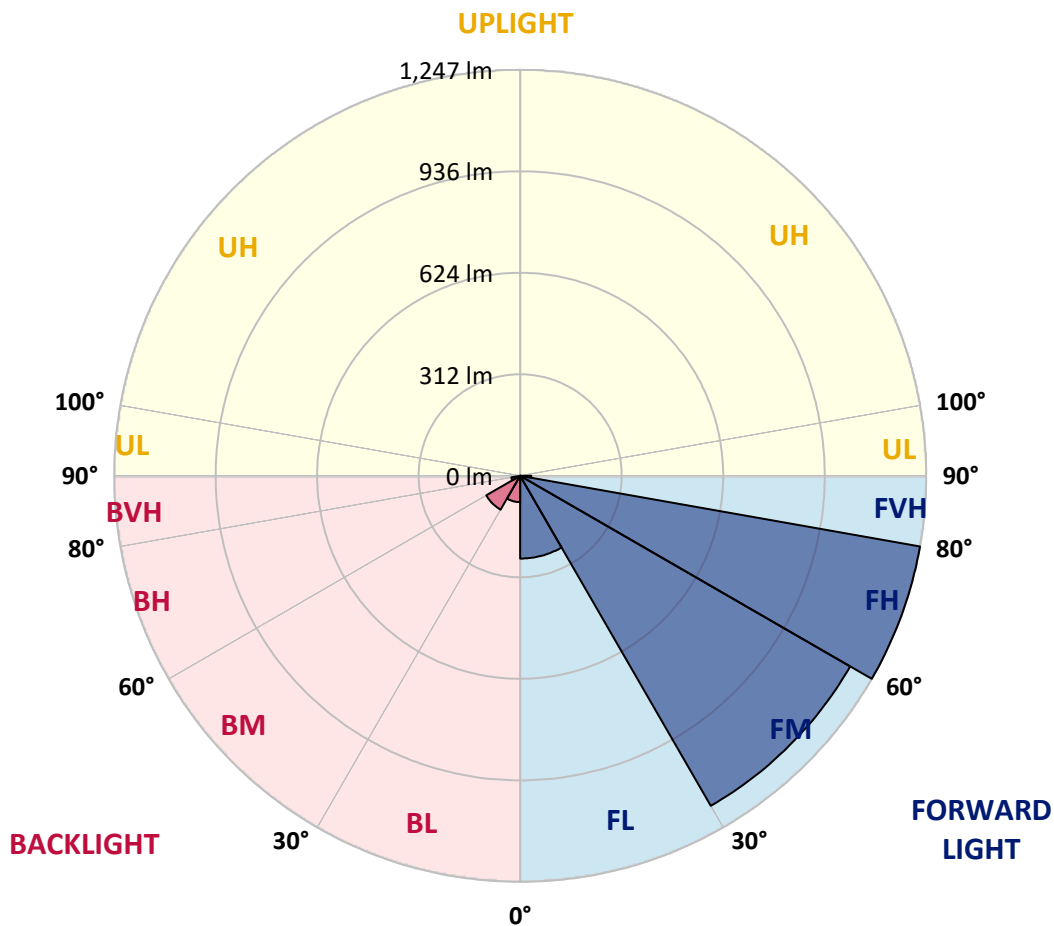
CATALOG NUMBER: IST-SA1C-830-U-SL4-HSS

LUMINAIRE CLASSIFICATION SYSTEM LUMEN TABLE AND BUG RATING:

Zone	Lumens	% Fixture	Zone Rating/Lumen Limit		
			B	U	G
FL (0°-30°)	254.3	8.7			
FM (30°-60°)	1170.9	39.9			
FH (60°-80°)	1247.5	42.5			G1/1800
FVH (80°-90°)	34.2	1.2			G1/100
BL (0°-30°)	80.8	2.8	B0/110		
BM (30°-60°)	120.1	4.1	B0/220		
BH (60°-80°)	27.6	0.9	B0/110		G0/110
BVH (80°-90°)	0.5	0.0			G0/10
UL (90°-100°)	0.0	0.0		U0/0	
UH (100°-180°)	0.0	0.0		U0/0	

BUG Rating: B0-U0-G1

Type IV Short





REPORT NUMBER: P438449
 CATALOG NUMBER: IST-SA1C-830-U-SL4-HSS

CANDELA DISTRIBUTION (FULL):

	0°	5°	15°	25°	35°	36°	45°	55°	65°	75°	85°
0°	515.6	515.6	515.6	515.6	515.6	515.6	515.6	515.6	515.6	515.6	515.6
2.5°	577.6	573.8	571.2	568.6	560.8	562.1	554.4	546.6	535.0	529.8	522.1
5°	591.8	590.6	589.3	585.4	578.9	581.5	573.8	566.0	549.2	533.7	516.9
7.5°	589.3	591.8	590.6	588.0	582.8	584.1	577.6	569.9	555.7	535.0	511.7
10°	584.1	585.4	585.4	584.1	582.8	582.8	577.6	571.2	558.2	540.2	510.4
12.5°	573.8	576.3	580.2	582.8	584.1	585.4	581.5	576.3	564.7	545.3	514.3
15°	569.9	572.5	580.2	588.0	591.8	593.1	589.3	582.8	572.5	555.7	520.8
17.5°	569.9	572.5	585.4	597.0	604.8	606.1	600.9	594.4	581.5	564.7	528.5
20°	577.6	580.2	595.7	616.4	620.3	622.9	615.1	606.1	591.8	575.0	537.6
22.5°	590.6	594.4	613.8	633.2	641.0	642.2	633.2	616.4	603.5	586.7	545.3
25°	612.5	621.6	639.7	660.3	661.6	662.9	648.7	631.9	616.4	599.6	554.4
27.5°	643.5	651.3	666.8	690.1	682.3	682.3	670.7	648.7	633.2	617.7	569.9
30°	683.6	688.8	706.9	715.9	705.6	706.9	692.6	672.0	659.0	643.5	593.1
32.5°	721.1	724.9	744.3	745.6	734.0	732.7	722.4	697.8	687.5	682.3	625.4
35°	756.0	761.1	776.6	775.3	763.7	762.4	757.3	735.3	735.3	740.5	673.3
37.5°	781.8	794.7	814.1	808.9	801.2	801.2	797.3	780.5	793.4	812.8	736.6
40°	815.4	823.2	849.0	845.1	846.4	846.4	847.7	837.4	860.6	892.9	810.2
42.5°	833.5	849.0	880.0	885.2	896.8	896.8	907.2	904.6	948.5	989.9	895.5
45°	861.9	878.7	912.3	931.7	945.9	952.4	970.5	984.7	1046.7	1098.4	986.0
47.5°	898.1	912.3	940.8	976.9	1002.8	1013.1	1049.3	1072.6	1155.3	1208.2	1071.3
50°	947.2	949.8	970.5	1024.7	1070.0	1076.4	1133.3	1172.1	1265.1	1314.2	1132.0
52.5°	1000.2	995.0	1006.7	1080.3	1143.6	1155.3	1219.9	1279.3	1372.4	1382.7	1156.6
55°	1041.5	1041.5	1050.6	1141.1	1226.3	1232.8	1323.3	1386.6	1470.6	1422.8	1172.1
57.5°	1094.5	1089.4	1103.6	1203.1	1329.7	1334.9	1439.6	1488.7	1524.8	1448.6	1169.5
60°	1133.3	1139.8	1161.7	1283.2	1437.0	1460.2	1548.1	1563.6	1581.7	1457.7	1161.7
62.5°	1187.6	1186.3	1228.9	1372.4	1576.5	1592.0	1652.8	1626.9	1625.6	1473.2	1151.4
65°	1232.8	1243.1	1307.8	1479.6	1725.1	1735.5	1756.2	1722.6	1686.4	1490.0	1060.9
67.5°	1302.6	1323.3	1404.7	1620.5	1884.1	1895.7	1913.8	1840.2	1703.2	1371.1	883.9
70°	1381.4	1408.5	1540.4	1807.8	2054.7	2067.6	2071.5	1851.8	1542.9	1076.4	599.6
72.5°	1302.6	1346.5	1579.1	1911.2	2178.7	2180.0	2023.7	1636.0	1182.4	588.0	211.9
75°	838.7	894.2	1307.8	1695.4	1876.3	1897.0	1586.9	1143.6	551.8	131.8	59.4
77.5°	284.3	303.7	642.2	1070.0	1258.6	1266.4	1044.1	578.9	174.5	53.0	32.3
80°	164.1	162.8	224.9	467.8	628.0	652.6	525.9	231.3	81.4	27.1	22.0
82.5°	38.8	40.1	117.6	170.6	249.4	224.9	111.1	139.6	37.5	15.5	19.4
85°	0.0	0.0	19.4	41.4	29.7	34.9	10.3	42.6	6.5	6.5	12.9
87.5°	0.0	0.0	0.0	0.0	1.3	1.3	1.3	1.3	1.3	1.3	1.3
90°	0.0	0.0	0.0	0.0	0.0	0.0	0.0	0.0	0.0	0.0	0.0



REPORT NUMBER: P438449
 CATALOG NUMBER: IST-SA1C-830-U-SL4-HSS

CANDELA DISTRIBUTION (continued):

	90°	95°	105°	115°	125°	135°	145°	155°	165°	175°	180°
0°	515.6	515.6	515.6	515.6	515.6	515.6	515.6	515.6	515.6	515.6	515.6
2.5°	514.3	507.9	494.9	484.6	470.4	458.7	447.1	441.9	432.9	430.3	431.6
5°	506.6	496.2	471.7	447.1	420.0	394.1	367.0	351.5	345.0	333.4	330.8
7.5°	497.5	482.0	447.1	407.1	360.5	323.1	285.6	259.7	236.5	227.4	223.6
10°	493.6	474.3	425.1	364.4	301.1	240.4	193.8	160.2	139.6	131.8	129.2
12.5°	493.6	470.4	404.5	323.1	239.1	169.3	126.6	107.3	100.8	99.5	98.2
15°	498.8	469.1	385.1	279.1	180.9	117.6	96.9	94.3	93.0	93.0	94.3
17.5°	501.4	466.5	364.4	236.5	133.1	94.3	90.5	90.5	90.5	90.5	90.5
20°	507.9	465.2	341.2	191.3	100.8	87.9	86.6	86.6	86.6	86.6	87.9
22.5°	509.1	465.2	312.7	147.3	89.2	84.0	82.7	82.7	82.7	84.0	84.0
25°	516.9	462.6	285.6	112.4	84.0	78.8	78.8	77.5	78.8	78.8	78.8
27.5°	527.2	463.9	252.0	93.0	78.8	75.0	73.7	73.7	73.7	73.7	73.7
30°	538.9	466.5	217.1	82.7	73.7	71.1	69.8	68.5	68.5	68.5	68.5
32.5°	560.8	469.1	179.6	75.0	68.5	65.9	64.6	63.3	63.3	63.3	63.3
35°	594.4	483.3	147.3	69.8	63.3	60.7	59.4	58.2	58.2	58.2	56.9
37.5°	639.7	505.3	116.3	64.6	58.2	55.6	54.3	53.0	51.7	51.7	51.7
40°	693.9	528.5	96.9	58.2	53.0	50.4	49.1	47.8	46.5	45.2	45.2
42.5°	758.5	557.0	77.5	53.0	47.8	45.2	43.9	42.6	40.1	38.8	40.1
45°	830.9	584.1	65.9	49.1	43.9	41.4	40.1	37.5	34.9	33.6	33.6
47.5°	894.2	590.6	58.2	43.9	40.1	37.5	36.2	32.3	29.7	27.1	27.1
50°	936.9	578.9	51.7	40.1	36.2	34.9	32.3	27.1	23.3	22.0	20.7
52.5°	942.0	547.9	45.2	36.2	33.6	31.0	27.1	23.3	19.4	16.8	16.8
55°	936.9	496.2	40.1	33.6	29.7	27.1	23.3	18.1	14.2	12.9	11.6
57.5°	920.1	441.9	36.2	29.7	27.1	23.3	18.1	14.2	10.3	9.0	7.8
60°	889.1	376.0	32.3	27.1	23.3	19.4	14.2	10.3	6.5	5.2	5.2
62.5°	830.9	303.7	28.4	23.3	19.4	15.5	11.6	6.5	3.9	2.6	2.6
65°	715.9	227.4	24.6	19.4	15.5	12.9	7.8	3.9	1.3	0.0	0.0
67.5°	557.0	153.8	19.4	15.5	12.9	10.3	6.5	1.3	0.0	0.0	0.0
70°	328.2	81.4	15.5	11.6	10.3	7.8	3.9	1.3	0.0	0.0	0.0
72.5°	94.3	32.3	11.6	9.0	7.8	5.2	2.6	1.3	0.0	0.0	0.0
75°	38.8	19.4	7.8	6.5	6.5	3.9	1.3	1.3	0.0	0.0	0.0
77.5°	25.8	14.2	5.2	3.9	3.9	2.6	1.3	0.0	0.0	0.0	0.0
80°	20.7	7.8	2.6	2.6	2.6	1.3	1.3	0.0	0.0	0.0	0.0
82.5°	18.1	5.2	1.3	1.3	1.3	1.3	0.0	0.0	0.0	0.0	0.0
85°	9.0	2.6	1.3	1.3	0.0	0.0	0.0	0.0	0.0	0.0	0.0
87.5°	1.3	1.3	1.3	0.0	0.0	0.0	0.0	0.0	0.0	0.0	0.0
90°	0.0	0.0	0.0	0.0	0.0	0.0	0.0	0.0	0.0	0.0	0.0

Cooper Lighting Solutions Photometric Lab
1121 Highway 74 South
Peachtree City, GA 30269



LM-79-2019: Approved Method: Electrical and Photometric Measurements of Solid-State Lighting Products

Report Prepared for

Cooper Lighting Solutions

MCGRAW EDISON

Report Number: SP1-2408-195-9

Test Date: 08/07/2024

Luminaire Tested: GALN-SB1A-830-U-5WQ

Data in this report applies to families of products including GALN-SB1A-830-U-5WQ.

Test Information

Test Method: LM-79-2019
 Report Number: SP1-2408-195-9
 Test Lab: COOPER LIGHTING SOLUTIONS
 Photometer: SP1 - 76IN SPHERE
 Measurement Geometry: 4π
 Issue Date: 08/07/2024
 Manufacturer: COOPER LIGHTING SOLUTIONS
 Product Line: MCGRAW EDISON
 Catalog Number: **GALN-SB1A-830-U-5WQ**
 Description: GALLEON AREA AND ROADWAY LUMINAIRE. (1) 80 CRI, 3000K, 350MA HIGH DENSITY LIGHTSQUARE WITH 26 LEDS AND TYPE V WIDE OPTICS

Spectral Parameters

CCT (K): 3050
 CIE u': 0.2476
 CIE v': 0.5251
 Duv: 0.0034
 CIE x: 0.4383
 CIE y: 0.4131
 CIE z: 0.1487
 Peak Wavelength (nm): 603
 Dominant Wavelength (nm): 581
 Purity: 55.55201
 R_f: 81.5
 R_g: 99.2

CRI (Ra):	81.0		
R1:	79.6	R9:	7.1
R2:	85.6	R10:	67.0
R3:	92.0	R11:	82.7
R4:	82.6	R12:	63.2
R5:	78.9	R13:	80.3
R6:	81.7	R14:	95.0
R7:	85.2	R15:	71.7
R8:	62.0		



Test Conditions

Stabilization Time: 20M
 Operation Time: 1H 20M
 Sphere Temperature (°C): 24.2

REPORT NUMBER: SP1-2408-195-9

Measurement and Test Equipment			
Instrument	Identification Number	Calibration Date	Calibration Due Date
Photometer	IN0058	6/18/2024	12/18/2024
Power Meter	INXT2011004	2/8/2024	2/8/2025
AC Power Source	IN0063	10/24/2023	10/24/2024
DC Power Source	IN0208	10/24/2023	10/24/2024
Sphere Thermometer	IN0085	10/24/2023	10/24/2024
Room Thermometer	IN0046	10/24/2023	10/24/2024

REPORT NUMBER: SP1-2408-195-9

CIE 1931 Chromaticity Diagram



CIE 1931 Chromaticity Diagram with 2017 ANSI 7-Step and 4-Step Quadrangles



Point lies inside the ANSI 3000K 4-step quadrangle

REPORT NUMBER: SP1-2408-195-9

Photopic Flux vs. Wavelength



Photopic Lumens: NR

λ (nm)	Power W [^] /nm	Lumens (φ/nm)	λ (nm)	Power W [^] /nm	Lumens (φ/nm)	λ (nm)	Power W [^] /nm	Lumens (φ/nm)	λ (nm)	Power W [^] /nm	Lumens (φ/nm)	λ (nm)	Power W [^] /nm	Lumens (φ/nm)
360	0	NR	490	168	NR	620	940	NR	750	35	NR	880	1	NR
365	0	NR	495	233	NR	625	897	NR	755	30	NR	885	1	NR
370	0	NR	500	300	NR	630	847	NR	760	26	NR	890	1	NR
375	0	NR	505	372	NR	635	790	NR	765	22	NR	895	1	NR
380	0	NR	510	430	NR	640	730	NR	770	19	NR	900	1	NR
385	0	NR	515	483	NR	645	668	NR	775	16	NR	905	1	NR
390	0	NR	520	524	NR	650	605	NR	780	14	NR	910	0	NR
395	2	NR	525	555	NR	655	545	NR	785	12	NR	915	0	NR
400	4	NR	530	581	NR	660	485	NR	790	10	NR	920	0	NR
405	7	NR	535	604	NR	665	430	NR	795	9	NR	925	0	NR
410	17	NR	540	623	NR	670	378	NR	800	8	NR	930	0	NR
415	34	NR	545	645	NR	675	331	NR	805	7	NR	935	0	NR
420	68	NR	550	667	NR	680	290	NR	810	6	NR	940	0	NR
425	128	NR	555	693	NR	685	251	NR	815	5	NR	945	0	NR
430	214	NR	560	719	NR	690	218	NR	820	4	NR	950	0	NR
435	339	NR	565	754	NR	695	188	NR	825	4	NR	955	0	NR
440	507	NR	570	791	NR	700	162	NR	830	3	NR	960	0	NR
445	573	NR	575	830	NR	705	139	NR	835	3	NR	965	0	NR
450	356	NR	580	873	NR	710	119	NR	840	3	NR	970	0	NR
455	217	NR	585	913	NR	715	102	NR	845	2	NR	975	0	NR
460	168	NR	590	948	NR	720	88	NR	850	2	NR	980	0	NR
465	113	NR	595	974	NR	725	76	NR	855	2	NR	985	0	NR
470	85	NR	600	994	NR	730	65	NR	860	1	NR	990	0	NR
475	85	NR	605	998	NR	735	55	NR	865	1	NR	995	0	NR
480	94	NR	610	994	NR	740	47	NR	870	1	NR	1000	0	NR
485	120	NR	615	973	NR	745	41	NR	875	1	NR			

REPORT NUMBER: SP1-2408-195-9

Scotopic Flux vs. Wavelength



Scotopic Lumens: NR

S/P: 1.27

λ (nm)	Power W [^] /nm	Lumens (φ/nm)	λ (nm)	Power W [^] /nm	Lumens (φ/nm)	λ (nm)	Power W [^] /nm	Lumens (φ/nm)	λ (nm)	Power W [^] /nm	Lumens (φ/nm)	λ (nm)	Power W [^] /nm	Lumens (φ/nm)
360	0	NR	490	168	NR	620	940	NR	750	35	NR	880	1	NR
365	0	NR	495	233	NR	625	897	NR	755	30	NR	885	1	NR
370	0	NR	500	300	NR	630	847	NR	760	26	NR	890	1	NR
375	0	NR	505	372	NR	635	790	NR	765	22	NR	895	1	NR
380	0	NR	510	430	NR	640	730	NR	770	19	NR	900	1	NR
385	0	NR	515	483	NR	645	668	NR	775	16	NR	905	1	NR
390	0	NR	520	524	NR	650	605	NR	780	14	NR	910	0	NR
395	2	NR	525	555	NR	655	545	NR	785	12	NR	915	0	NR
400	4	NR	530	581	NR	660	485	NR	790	10	NR	920	0	NR
405	7	NR	535	604	NR	665	430	NR	795	9	NR	925	0	NR
410	17	NR	540	623	NR	670	378	NR	800	8	NR	930	0	NR
415	34	NR	545	645	NR	675	331	NR	805	7	NR	935	0	NR
420	68	NR	550	667	NR	680	290	NR	810	6	NR	940	0	NR
425	128	NR	555	693	NR	685	251	NR	815	5	NR	945	0	NR
430	214	NR	560	719	NR	690	218	NR	820	4	NR	950	0	NR
435	339	NR	565	754	NR	695	188	NR	825	4	NR	955	0	NR
440	507	NR	570	791	NR	700	162	NR	830	3	NR	960	0	NR
445	573	NR	575	830	NR	705	139	NR	835	3	NR	965	0	NR
450	356	NR	580	873	NR	710	119	NR	840	3	NR	970	0	NR
455	217	NR	585	913	NR	715	102	NR	845	2	NR	975	0	NR
460	168	NR	590	948	NR	720	88	NR	850	2	NR	980	0	NR
465	113	NR	595	974	NR	725	76	NR	855	2	NR	985	0	NR
470	85	NR	600	994	NR	730	65	NR	860	1	NR	990	0	NR
475	85	NR	605	998	NR	735	55	NR	865	1	NR	995	0	NR
480	94	NR	610	994	NR	740	47	NR	870	1	NR	1000	0	NR
485	120	NR	615	973	NR	745	41	NR	875	1	NR			

REPORT NUMBER: SP1-2408-195-9

Melanopic Flux vs. Wavelength



Melanopic Lumens: NR

M/P: 2.32

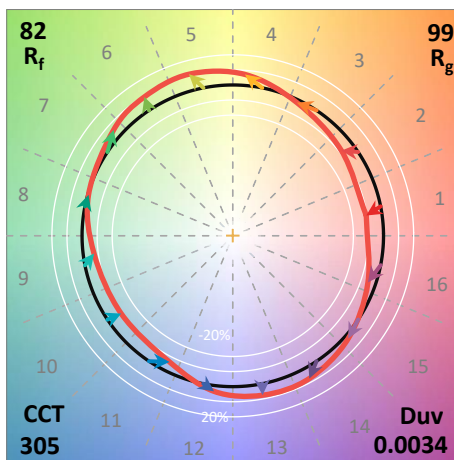
λ (nm)	Power W [^] /nm	Lumens (φ/nm)	λ (nm)	Power W [^] /nm	Lumens (φ/nm)	λ (nm)	Power W [^] /nm	Lumens (φ/nm)	λ (nm)	Power W [^] /nm	Lumens (φ/nm)	λ (nm)	Power W [^] /nm	Lumens (φ/nm)
360	0	NR	490	168	NR	620	940	NR	750	35	NR	880	1	NR
365	0	NR	495	233	NR	625	897	NR	755	30	NR	885	1	NR
370	0	NR	500	300	NR	630	847	NR	760	26	NR	890	1	NR
375	0	NR	505	372	NR	635	790	NR	765	22	NR	895	1	NR
380	0	NR	510	430	NR	640	730	NR	770	19	NR	900	1	NR
385	0	NR	515	483	NR	645	668	NR	775	16	NR	905	1	NR
390	0	NR	520	524	NR	650	605	NR	780	14	NR	910	0	NR
395	2	NR	525	555	NR	655	545	NR	785	12	NR	915	0	NR
400	4	NR	530	581	NR	660	485	NR	790	10	NR	920	0	NR
405	7	NR	535	604	NR	665	430	NR	795	9	NR	925	0	NR
410	17	NR	540	623	NR	670	378	NR	800	8	NR	930	0	NR
415	34	NR	545	645	NR	675	331	NR	805	7	NR	935	0	NR
420	68	NR	550	667	NR	680	290	NR	810	6	NR	940	0	NR
425	128	NR	555	693	NR	685	251	NR	815	5	NR	945	0	NR
430	214	NR	560	719	NR	690	218	NR	820	4	NR	950	0	NR
435	339	NR	565	754	NR	695	188	NR	825	4	NR	955	0	NR
440	507	NR	570	791	NR	700	162	NR	830	3	NR	960	0	NR
445	573	NR	575	830	NR	705	139	NR	835	3	NR	965	0	NR
450	356	NR	580	873	NR	710	119	NR	840	3	NR	970	0	NR
455	217	NR	585	913	NR	715	102	NR	845	2	NR	975	0	NR
460	168	NR	590	948	NR	720	88	NR	850	2	NR	980	0	NR
465	113	NR	595	974	NR	725	76	NR	855	2	NR	985	0	NR
470	85	NR	600	994	NR	730	65	NR	860	1	NR	990	0	NR
475	85	NR	605	998	NR	735	55	NR	865	1	NR	995	0	NR
480	94	NR	610	994	NR	740	47	NR	870	1	NR	1000	0	NR
485	120	NR	615	973	NR	745	41	NR	875	1	NR			

Summary

$R_f = 81.5$
 $R_g = 99.2$
 $CIE R_a = 81.0$
 $R_9 = 7.1$



Color Vector Graphics



Individual Sample Fidelity Index ($R_{f,i}$)

CES01 = 86	CES26 = 74	CES51 = 89	CES76 = 70
CES02 = 63	CES27 = 88	CES52 = 92	CES77 = 86
CES03 = 31	CES28 = 89	CES53 = 81	CES78 = 72
CES04 = 70	CES29 = 67	CES54 = 87	CES79 = 90
CES05 = 50	CES30 = 68	CES55 = 85	CES80 = 88
CES06 = 51	CES31 = 71	CES56 = 78	CES81 = 78
CES07 = 42	CES32 = 70	CES57 = 76	CES82 = 95
CES08 = 41	CES33 = 71	CES58 = 78	CES83 = 90
CES09 = 29	CES34 = 82	CES59 = 92	CES84 = 94
CES10 = 76	CES35 = 90	CES60 = 95	CES85 = 86
CES11 = 59	CES36 = 93	CES61 = 93	CES86 = 72
CES12 = 65	CES37 = 87	CES62 = 83	CES87 = 85
CES13 = 43	CES38 = 75	CES63 = 77	CES88 = 83
CES14 = 74	CES39 = 94	CES64 = 83	CES89 = 75
CES15 = 71	CES40 = 89	CES65 = 77	CES90 = 81
CES16 = 47	CES41 = 85	CES66 = 80	CES91 = 96
CES17 = 50	CES42 = 86	CES67 = 79	CES92 = 73
CES18 = 56	CES43 = 81	CES68 = 84	CES93 = 84
CES19 = 72	CES44 = 99	CES69 = 91	CES94 = 64
CES20 = 66	CES45 = 87	CES70 = 78	CES95 = 80
CES21 = 87	CES46 = 82	CES71 = 76	CES96 = 84
CES22 = 79	CES47 = 77	CES72 = 92	CES97 = 87
CES23 = 92	CES48 = 71	CES73 = 71	CES98 = 81
CES24 = 91	CES49 = 81	CES74 = 93	CES99 = 74
CES25 = 72	CES50 = 89	CES75 = 74	



Color Rendition by Hue-Angle Bin



Measure Comparisons



(END OF REPORT)